



**INDEPENDENT AUDITOR'S REPORT**

To  
The Members,  
Secure Safety Limited

**Report on the Audit of Financial Statements**

**Opinion**

We have audited the financial statements of Secure Safety Limited ("the Company"), which comprise the balance sheet as at 31st March 2024, and the Statement of Profit and Loss (including other comprehensive income), and statement of cash flows and the statement of change in equity for the year then ended, and notes to the financial statements, including a summary of significant accounting policies and other explanatory information.

In our opinion and to the best of our information and according to the explanations given to us, the aforesaid financial statements give the information required by the Companies Act, 2013 (the Act) in the manner so required and give a true and fair view in conformity with the accounting principles generally accepted in India, of the state of affairs of the Company as at March 31, 2024, and its loss (including other comprehensive income), its cash flows and the changes in equity for the year ended on that date.

**Basis for Opinion**

We conducted our audit in accordance with the Standards on Auditing (SAs) specified under section 143(10) of the Act. Our responsibilities under those Standards are further described in the *Auditor's Responsibilities for the Audit of the Financial Statements* section of our report. We are independent of the Company in accordance with the *Code of Ethics* issued by the Institute of Chartered Accountants of India together with the ethical requirements that are relevant to our audit of the financial statements under the provisions of the Companies Act, 2013 and the Rules thereunder, and we have fulfilled our other ethical responsibilities in accordance with these requirements and the Code of Ethics. We believe that the audit evidence we have obtained is sufficient and appropriate to provide a basis for our opinion.

**Information Other than the Financial Statements and Auditors' Report Thereon**

The Company's Board of Directors are responsible for the other information. The other information comprises the information included in the Directors Report and Annexures thereto, but does not include the financial statements and our auditors' report thereon.

Our opinion on the financial statements does not cover the other information and we do not express any form of assurance conclusion thereon.

In connection with our audit of the financial statements, our responsibility is to read the other information and, in doing so, consider whether the other information is materially inconsistent with the financial statements or our knowledge obtained in the audit or otherwise appears to be materially misstated. If, based on the work we have performed, we conclude that there is a material misstatement of this other information, we are required to report that fact.

We have nothing to report in this regard.



## Responsibility of Management for Financial Statements

The Company's Board of Directors is responsible for the matters stated in section 134(5) of the Companies Act, 2013 ("the Act") with respect to the preparation of these financial statements that give a true and fair view of the financial position, financial performance and cash flows of the Company in accordance with the accounting principles generally accepted in India, including the accounting Standards specified under section 133 of the Act. This responsibility also includes maintenance of adequate accounting records in accordance with the provisions of the Act for safeguarding of the assets of the Company and for preventing and detecting frauds and other irregularities; selection and application of appropriate implementation and maintenance of accounting policies; making judgments and estimates that are reasonable and prudent; and design, implementation and maintenance of adequate internal financial controls, that were operating effectively for ensuring the accuracy and completeness of the accounting records, relevant to the preparation and presentation of the financial statement that give a true and fair view and are free from material misstatement, whether due to fraud or error.

In preparing the financial statements, management is responsible for assessing the Company's ability to continue as a going concern, disclosing, as applicable, matters related to going concern and using the going concern basis of accounting unless management either intends to liquidate the Company or to cease operations, or has no realistic alternative but to do so.

Those Board of Directors are also responsible for overseeing the company's financial reporting process.

## Auditor's Responsibilities for the Audit of the Financial Statements

Our objectives are to obtain reasonable assurance about whether the financial statements as a whole are free from material misstatement, whether due to fraud or error, and to issue an auditor's report that includes our opinion. Reasonable assurance is a high level of assurance, but is not a guarantee that an audit conducted in accordance with SAs will always detect a material misstatement when it exists. Misstatements can arise from fraud or error and are considered material if, individually or in the aggregate, they could reasonably be expected to influence the economic decisions of users taken on the basis of these financial statements.

As part of an audit in accordance with SAs, we exercise professional judgment and maintain professional skepticism throughout the audit. We also:

- Identify and assess the risks of material misstatement of the financial statements, whether due to fraud or error, design and perform audit procedures responsive to those risks, and obtain audit evidence that is sufficient and appropriate to provide a basis for our opinion. The risk of not detecting a material misstatement resulting from fraud is higher than for one resulting from error, as fraud may involve collusion, forgery, intentional omissions, misrepresentations, or the override of internal control.
- Obtain an understanding of internal control relevant to the audit in order to design audit procedures that are appropriate in the circumstances. Under section 143(3)(i) of the Companies Act, 2013, we are also responsible for expressing our opinion on whether the company has adequate internal financial controls system in place and the operating effectiveness of such controls.
- Evaluate the appropriateness of accounting policies used and the reasonableness of accounting estimates and related disclosures made by management.



- Conclude on the appropriateness of management's use of the going concern basis of accounting and, based on the audit evidence obtained, whether a material uncertainty exists related to events or conditions that may cast significant doubt on the Company's ability to continue as a going concern. If we conclude that a material uncertainty exists, we are required to draw attention in our auditor's report to the related disclosures in the financial statements or, if such disclosures are inadequate, to modify our opinion. Our conclusions are based on the audit evidence obtained up to the date of our auditor's report. However, future events or conditions may cause the Company to cease to continue as a going concern.
- Evaluate the overall presentation, structure and content of the financial statements, including the disclosures, and whether the financial statements represent the underlying transactions and events in a manner that achieves fair presentation.

We communicate with those charged with governance regarding, among other matters, the planned scope and timing of the audit and significant audit findings, including any significant deficiencies in internal control that we identify during our audit.

We also provide those charged with governance with a statement that we have complied with relevant ethical requirements regarding independence, and to communicate with them all relationships and other matters that may reasonably be thought to bear on our independence, and where applicable, related safeguards.

### Report on Other Legal and Regulatory Requirements

1. As required by the Companies (Auditor's Report) Order, 2020 ("the Order"), issued by the Central Government of India in terms of sub-section (11) of section 143 of the Companies Act, 2013, and on the basis of such checks of the books and records of the company as we considered appropriate and according to information and explanations given to us, we give in the "Annexure A", a statement on the matters specified in paragraphs 3 and 4 of the Order, to the extent applicable.
2. As required by Section 197(16) of the Act, we report that the Company has not paid any remuneration to its directors during the year; hence we are not required to comment on compliance of provisions of Section 197 read with Schedule V to the Act.
3. As required by Section 143(3) of the Act, we report that:
  - (a) We have sought and obtained all the information and explanations which to the best of our knowledge and belief were necessary for the purposes of our audit;
  - (b) In our opinion, proper books of account as required by law have been kept by the Company so far as it appears from our examination of those books;
  - (c) The Balance Sheet, the Statement of Profit and Loss (including other comprehensive income), the statement of Cash Flows and statement of change in equity dealt with by this Report are in agreement with the books of account;
  - (d) In our opinion, the aforesaid financial statements comply with the Accounting Standards specified under Section 133 of the Act, read with Rule 7 of the Companies (Accounts) Rules, 2014;
  - (e) On the basis of the written representations received from the directors as of March 31, 2024 taken on record by the Board of Directors, none of the directors is disqualified as on March 31, 2024 from being appointed as a director in terms of Section 164 (2) of the Act.
  - (f) This report does not include report on the adequacy of internal financial control over financial reporting of the company in terms of Section 143(3)(i) of the Act, since the said section is not applicable to the company.
  - (g) With respect to the other matters to be included in the Auditor's Report in accordance with Rule 11 of the Companies (Audit and Auditors) Rules, 2014, in our opinion and to the best of our information and according to the explanations given to us:




- i. the Company does not have any pending litigations which would impact its financial position;
- ii. the Company did not have any long-term contracts including derivative contracts for which there were any material foreseeable losses; and
- iii. there were no amounts which were required to be transferred to the Investor Education and Protection Fund by the Company.
- iv. (a) The Management has represented that, to the best of its knowledge and belief, no funds (which are material either individually or in the aggregate) have been advanced or loaned or invested (either from borrowed funds or share premium or any other sources or kind of funds) by the Company to or in any other person or entity, including foreign entity ("Intermediaries"), with the understanding, whether recorded in writing or otherwise, that the Intermediary shall, whether, directly or indirectly lend or invest in other persons or entities identified in any manner whatsoever by or on behalf of the Company ("Ultimate Beneficiaries") or provide any guarantee, security or the like on behalf of the Ultimate Beneficiaries;  
  
(b) The Management has represented, that, to the best of its knowledge and belief, no funds (which are material either individually or in the aggregate) have been received by the Company from any person or entity, including foreign entity ("Funding Parties"), with the understanding, whether recorded in writing or otherwise, that the Company shall, whether, directly or indirectly, lend or invest in other persons or entities identified in any manner whatsoever by or on behalf of the Funding Party ("Ultimate Beneficiaries") or provide any guarantee, security or the like on behalf of the Ultimate Beneficiaries;  
  
(c) Based on the audit procedures that have been considered reasonable and appropriate in the circumstances, nothing has come to our notice that has caused us to believe that the representations under sub-clause (i) and (ii) of Rule 11(e), as provided under (a) and (b) above, contain any material misstatement.
- v. The Company has not declared any dividend during the year. Hence, the provisions of the Section 123 of the Act is not applicable.
- vi. Based on our examination which included test checks, the Company has used an accounting software for maintaining its books of accounts for the financial year ended March 31, 2024 which has a feature of recording audit trail (edit log) facility and the same has operated throughout the year for all relevant transactions recorded in the software. Further, during the course of our audit we did not come across any instance of audit trail feature being tampered with.

As proviso to Rule 3(1) of the Companies (Accounts) Rules, 2014 is applicable from April 1, 2023 reporting under Rule 11(g) of Companies (Audit and Auditors) Rules, 2014 on preservation of audit trail as per the statutory requirements for record retention is not applicable for the financial year ended March 31, 2024.

Place: Kanpur  
Date: 30-05-2024

**For KAPOOR TANDON & CO.,**  
Chartered Accountants  
Firm Registration No. 000952C



**Divyank Nigam**  
Partner

M. No. 438443

UDIN: 244384438KAVJV5956 .



## Annexure A to the Independent Auditors' Report


(Referred to in paragraph 1 of our report of even date on the financial statements for the financial year ended March 31, 2024 of Secure Safety Limited)

In terms of the information and explanations sought by us and given by the company and the books of accounts and records examined by us in the normal course of audit and to the best of our knowledge and belief, we state that:

- (i) There are no property, plant & equipment and intangible assets held by the company; hence provisions of clause 3(i) of the Order is not applicable during the year.
- (ii) (a) There are no inventories during the year; hence clause 3(ii)(a) of the Order is not applicable during the year.  
(b) The Company does not have any working capital loan; hence clause 3(ii)(b) of the Order is not applicable during the year.
- (iii) The Company has not made investment in, provided any guarantee or security or granted any loans or advances in the nature of loans, secured or unsecured, to companies, firms, Limited Liability Partnerships or any other parties during the year; hence clause 3(iii) of the Order is not applicable during the year.
- (iv) The company ,during the year has not granted/made/given any loan, investment, guarantee, or security where provisions of section 185 and 186 of the Act are applicable. Hence, clause 3(iv) of the Order is not applicable.
- (v) In our opinion, the Company has not accepted any deposit during the year within the meaning of Section 73 to Section 76 of the Companies Act, 2013 (the Act) read with the Rules framed there under. Hence, clause 3(v) of the Order is not applicable.
- (vi) Provisions for maintaining Cost Records pursuant to the Rules framed by the Central Government for the maintenance of cost records under sub-section (1) of Section 148 of the Companies Act, 2013 are not applicable to the company during the year.
- (vii) (a) According to the books and records produced and examined by us, the Company is generally regular in depositing undisputed Statutory dues including Provident Fund, Employees' State Insurance, Income Tax, Sales Tax, Service Tax, Duty of Customs, Duty of Excise, Value Added Tax, GST, Cess and other material statutory dues as applicable with the appropriate authorities and no undisputed amount payable in respect of aforesaid statutory dues were outstanding as at March 31, 2024 for a period of more than six months from the date they become payable.  
(b) According to the information and explanations given to us, there are no dues of Income Tax, Sales Tax, GST, Service Tax, Duty of Customs, Duty of Excise and Value Added Tax which have not been deposited on account of any dispute.



- (viii) There were no transactions relating to previously unrecorded income that have been surrendered or disclosed as income during the year in the tax assessments under the Income Tax Act, 1961 (43 of 1961).
- (ix) (a) The company has not taken any loans or other borrowings during the year; hence the reporting under clause 3(ix)(a) is not applicable.  
(b) The Company has not been declared willful defaulter by any bank or financial institution or government or any government authority.  
(c) The company has not availed any term loan during the year. Hence, clause 3(ix)(c) of the Order is not applicable.  
(d) On an overall examination of the financial statements of the Company, funds raised on short-term basis have, prima facie, not been used during the year for long-term purposes by the Company.  
(e) The Company has not taken any funds from any entity or person on account of or to meet the obligations of its subsidiaries and hence reporting under clause 3(ix)(e) of the Order is not applicable.  
(f) The Company has not raised any loans during the year on the pledge of securities held in its subsidiaries, JV or associate Company and hence reporting under clause 3(ix)(f) of the Order is not applicable.
- (x) (a) The company has not raised any money by way of initial public offer or further public offer (including debt instruments) during the year and hence reporting under clause 3(x)(a) of the Order is not applicable.  
(b) During the year, the Company has not made any preferential allotment or private placement of shares or convertible debentures (fully or partly or optionally) and hence reporting under clause 3(x)(b) of the Order is not applicable.
- (xi) (a) No fraud by the company or any fraud on the company has been noticed or reported during the year.  
(b) No report under sub-section (12) of section 143 of the Companies Act has been filed in Form ADT-4 as prescribed under rule 13 of Companies (Audit and Auditors) Rules, 2014 with the Central Government, during the year and upto the date of this report.  
(c) The company is not required to have whistle blower policy; hence clause 3(xi)(c) of the Order is not applicable.
- (xii) The company is not a "Nidhi Company"; hence clause 3(xii) of the Order is not applicable.
- (xiii) In our opinion, transactions with the related parties are in compliance with section 177 and 188 of Act where applicable and the details of such transactions have been disclosed in the Ind AS Financial Statements as required by the applicable accounting standards.
- (xiv) As the company being unlisted public company having turnover not more than 200 Cr. Rupees or more, or paid up share capital of 50 Cr. Rupees or more, or outstanding loans or borrowing from bank or public financial institutions exceeding 100 Cr. Rupees or more at any point of time, or outstanding deposits of 25 Cr. Rupees or more at any point of time during the preceding FY, provision of internal audit system commensurate with the size and the nature of its business are not applicable. Hence, clause 3(xiv)(a) & (b) of the order are not applicable.
- (xv) In our opinion, the company has not entered into any non-cash transactions with directors or persons connected with him. Hence, clause 3(xv) of the Order is not applicable.
- (xvi) (a) In our opinion, the company is not required to be registered under Section 45 IA of the Reserve Bank of India Act, 1934. Hence, reporting under clause 3(xvi)(a), (b) and (c) of the Order is not applicable.



- (b) In our opinion, there is no core investment company within the Group (as defined in the Core Investment Companies (Reserve Bank) Directions, 2016) and accordingly reporting under clause 3(xvi)(d) of the Order is not applicable.
- (xvii) The Company has not incurred cash losses during the financial year covered by our audit and the immediately preceding financial year.
- (xviii) There has been no resignation of the statutory auditors of the Company during the year.
- (xix) On the basis of the financial ratios, ageing and expected dates of realisation of financial assets and payment of financial liabilities, other information accompanying the financial statements and our knowledge of the Board of Directors and Management plans and based on our examination of the evidence supporting the assumptions, nothing has come to our attention, which causes us to believe that any material uncertainty exists as on the date of the audit report indicating that Company is not capable of meeting its liabilities existing at the date of balance sheet as and when they fall due within a period of one year from the balance sheet date. We, however, state that this is not an assurance as to the future viability of the Company. We further state that our reporting is based on the facts up to the date of the audit report and we neither give any guarantee nor any assurance that all liabilities falling due within a period of one year from the balance sheet date, will get discharged by the Company as and when they fall due.
- (xx) The Company is not required to contribute to Corporate Social Responsibility (CSR) for the year; hence, clause 3(xx) of the Order is not applicable.

Place: Kanpur  
Date: 30-05-2024

**For KAPOOR TANDON & CO.,**  
Chartered Accountants  
Firm Registration No. 000952C

  
**Divyank Nigam**

Partner

M. No. 438443

UDIN: 244384438KAVJV5956



**Secure Safety Limited**

CIN: U19201UP2007PLC032929

Balance sheet as at March 31, 2024

| Particulars                               | Note No. | As at March 31, 2024 |               | As at March 31, 2023 |               |
|---|----------|----------------------|---------------|----------------------|---------------|
|   |          | Rs. in lacs          | Rs. in lacs   | Rs. in lacs          | Rs. in lacs   |
| <b>ASSETS</b>                             |          |                      |               |                      |               |
| <b>Non-current assets</b>                 |          |                      |               |                      |               |
| (a) Property, Plant and Equipment         | 2        |                      |               |                      |               |
| (b) Capital work-in-progress              |          |                      | -             |                      | -             |
| (c) Other Intangible assets               |          |                      | -             |                      | -             |
| (d) Financial Assets                      |          |                      | -             |                      | -             |
| (i) Investments                           |          |                      | -             |                      | -             |
| (ii) Loans                                | 3        |                      | -             |                      | -             |
| (e) Other non-current assets              |          | 107.90               | 107.90        | 107.90               | 107.90        |
| <b>Current Assets</b>                     |          |                      |               |                      |               |
| (a) Inventories                           |          |                      |               |                      |               |
| (b) Financial Assets                      |          |                      |               |                      |               |
| (i) Trade receivables                     | 4        | 12.10                |               | 12.10                |               |
| (ii) Cash and cash equivalents            | 5        | 3.51                 |               | 3.99                 |               |
| (iii) Bank Balances other than (ii) above |          | -                    |               | -                    |               |
| (iv) Other Financial Assets               | 6        | 0.39                 | 16.00         | 0.39                 | 16.48         |
| (c) Current Tax Assets (Net)              |          |                      |               |                      |               |
| (d) Other current assets                  |          |                      |               |                      |               |
| <b>TOTAL ASSETS</b>                       |          |                      | <b>123.90</b> |                      | <b>124.38</b> |
| <b>EQUITY AND LIABILITIES</b>             |          |                      |               |                      |               |
| <b>EQUITY</b>                             |          |                      |               |                      |               |
| (a) Equity Share Capital                  | 7        | 150.00               |               | 150.00               |               |
| (b) Other Equity                          | 8        | (39.61)              |               | (39.22)              |               |
| <b>LIABILITIES</b>                        |          |                      | 110.39        |                      | 110.78        |
| <b>Non current liabilities</b>            |          |                      |               |                      |               |
| (a) Financial liabilities                 |          |                      |               |                      |               |
| (i) Borrowings                            |          |                      |               |                      |               |
| (b) Deferred tax liabilities (net)        |          |                      |               |                      |               |
| (c) Other non-current liabilities         |          |                      |               |                      |               |
| <b>Current liabilities</b>                |          |                      |               |                      |               |
| (a) Financial liabilities                 |          |                      |               |                      |               |
| (i) Short term borrowings                 |          |                      |               |                      |               |
| (ii) Trade payables                       | 9        |                      |               |                      |               |
| (iii) Other financial liabilities         | 10       |                      |               |                      |               |
| (b) Other current liabilities             | 11       | 1.02                 | 1.02          | 1.11                 | 1.11          |
| (c) Provisions                            |          |                      | 12.49         |                      | 12.49         |
| <b>TOTAL EQUITY AND LIABILITIES</b>       |          |                      | <b>123.90</b> |                      | <b>124.38</b> |

Significant Accounting Policies 1  
See accompanying notes to the financial statements

As per our attached report of even date

For Kapoor Tandon & Co.,  
Chartered Accountants  
Firm Reg. No. 000952C

*Divyank Nigam*  
Divyank Nigam  
Partner

M.No. 438443

UDIN: 24438443BKAJ005956

Place: Kanpur

Dated: 30-05-2024




For and on behalf of the Board

*Mohd Imran*  
Mohd Imran  
Director  
(DIN:00037627)

*Imran Siddiqui*

Imran Siddiqui  
Director  
(DIN:00037552)





Secure Safety Limited

CIN: U19201UP2007PLC032929

Statement of profit and loss for the year ended March 31, 2024

| Particulars  | Note No. | As at March 31, 2024 |               | As at March 31, 2023 |             |
|--|----------|----------------------|---------------|----------------------|-------------|
|  |          | Rs. in lacs          | Rs. in lacs   | Rs. in lacs          | Rs. in lacs |
| <b>INCOME:</b>   |          |                      |               |                      |             |
| Revenue from Operations  |          |                      | -             |                      | -           |
| Other income   |          |                      | -             |                      | 4.31        |
| <b>Total Income</b>  |          |                      | <u>-</u>      |                      | <u>4.31</u> |
| <b>EXPENSE:</b>  |          |                      |               |                      |             |
| Cost of materials consumed   |          |                      | -             |                      | -           |
| Changes in inventories of finished goods,<br>work-in-progress and stock-in-trade |          |                      | -             |                      | -           |
| Employee Benefits Expenses   |          |                      | -             |                      | -           |
| Finance costs  | 12       |                      | 0.01          |                      | 0.01        |
| Depreciation and Amortization Expenses   | 13       |                      | -             |                      | -           |
| Other Expenses   | 14       |                      | 0.38          |                      | 0.65        |
| <b>Total Expenses</b>  |          |                      | <u>0.39</u>   |                      | <u>0.66</u> |
| Profit before Exceptional items and Tax  |          |                      | (0.39)        |                      | 3.65        |
| Exceptional Items  |          |                      |               |                      |             |
| Profit before Tax  |          |                      | (0.39)        |                      | 3.65        |
| Tax expense:   |          |                      |               |                      |             |
| 1. Current Tax   |          |                      | -             |                      | -           |
| 2. Deferred Tax  |          |                      | -             |                      | -           |
| 3. Tax adjustment relating to earlier years                                      |          |                      | -             |                      | -           |
| <b>Profit for the period</b>   |          |                      | <u>(0.39)</u> |                      | <u>3.65</u> |
| Other comprehensive income   |          |                      |               |                      |             |
| (i) Items that will not be reclassified to profit or loss                        |          |                      |               |                      |             |
| (ii) Income tax related to items that will not be reclassified to profit or loss |          |                      |               |                      |             |
| <b>Total comprehensive income for the period</b>                                 |          |                      | <u>(0.39)</u> |                      | <u>3.65</u> |
| <b>Earnings per equity share</b>   | 15       |                      |               |                      |             |
| (Face Value per Share Rs. in lacs 10/-)  |          |                      |               |                      |             |
| 1. Basic   |          |                      | (0.03)        |                      | 0.24        |
| 2. Diluted   |          |                      | (0.03)        |                      | 0.24        |
| Significant Accounting Policies  | 1        |                      |               |                      |             |

See accompanying notes to the financial statements

As per our attached report of even date

For Kapoor Tandon & Co.,  
Chartered Accountants  
Firm Reg. No. 000952C

*Divyank Nigam*  
(Divyank Nigam)  
Partner

M.No. 438443

UDIN: 24438443B KAN IVS 956

Place: Kanpur

Dated: 30-05-2024



For and on behalf of the Board

*Mohd Imran*  
Mohd Imran  
Director  
(DIN:00037627)

*Imran Siddiqui*  
Imran Siddiqui  
Director  
(DIN:00037552)



**Secure Safety Limited**

CIN: U19201UP2007PLC032929

**Statement of Changes in Equity for the year ended March 31, 2024****A. Equity Share Capital**

| Particulars  | Rs. in lacs   |
|--|---------------|
| Balance as at March 31, 2022                               | 150.00        |
| Changes in Equity Share Capital due to prior period errors |               |
| Restated balance as at April 01, 2022                      | 150.00        |
| Changes in Equity during the year                          |               |
| Balance as at March 31, 2023                               | 150.00        |
| Changes in Equity Share Capital due to prior period errors |               |
| Restated balance as at April 01, 2023                      | 150.00        |
| Changes in Equity during the year                          |               |
| <b>Balance as at March 31, 2024</b>                        | <b>150.00</b> |

**B. Other Equity**

| Particulars                  | Reserves and Surplus Retained Earnings | OCI - Other | Total Other Equity |
|------------------------------|--|-------------|--------------------|
| Balance as at April 01, 2022 | (42.87)                                | -           | (42.87)            |
| Profit for the year          | 3.65                                   |             | 3.65               |
| Other Comprehensive Income   |  |             |                    |
| Balance as at March 31, 2023 | (39.22)                                | -           | (39.22)            |
| Profit for the year          | (0.39)                                 |             | (0.39)             |
| Other Comprehensive Income   |  |             |                    |
| Balance as at March 31, 2024 | (39.61)                                | -           | (39.61)            |

**Significant Accounting Policies**

1

See accompanying notes to the standalone financial statements

As per our attached report of even date

For Kapoor Tandon & Co.,  
Chartered Accountants  
Firm Reg. No. 000952C

*Divyank Nigam*

Divyank Nigam  
Partner  
M.No. 438443

UDIN: 24438443BKAVJVS956

Place: Kanpur  
Dated 30-05-2024



For and on behalf of the Board

*Mohd Imran*  
Mohd Imran  
Director  
(DIN:00037627)

*Imran Siddiqui*  
Imran Siddiqui  
Director  
(DIN:00037552)



Secure Safety Limited

CIN: U19201UP2007PLC032929

Statement of Cash Flows for the year ended March 31, 2024

| Particulars   | Note No. | 2023-24       | 2022-23         |
|---|----------|---------------|-----------------|
|   |          | Rs. in lacs   | Rs. in lacs     |
| <b>A. CASH FLOW FROM OPERATING ACTIVITIES</b>                   |          |               |                 |
| Net Profit before tax   |          | (0.39)        | 3.65            |
| Adjustments for :   |          |               | (4.3)           |
| Profit on sale of PPE   |          | -             | -               |
| Depreciation/ Amortisation                                      |          | -             | -               |
| Interest income   |          | 0.01          | 0.01            |
| Finance Cost  |          | -             | -               |
| Bad Debts provided/written off                                  |          | -             | -               |
| Remeasurement of net defined benefit plans                      |          | -             | -               |
| <b>Operating profit before working capital changes</b>          |          | <b>(0.4)</b>  | <b>(0.65)</b>   |
| Changes in working capital:                                     |          |               |                 |
| (Increase)/ Decrease in trade receivables                       |          | -             | -               |
| (Increase)/ Decrease in inventories                             |          | -             | -               |
| (Increase)/ Decrease in other current financial assets          |          | -             | -               |
| (Increase)/ Decrease in other current assets                    |          | -             | -               |
| Increase/ (Decrease) in trade payables                          |          | -             | -               |
| Increase/ (Decrease) in other financial liabilities             |          | (0.09)        | 0.40            |
| Increase/ (Decrease) in other current liabilities               |          | -             | (100.00)        |
| Increase/ (Decrease) in Provisions                              |          | -             | -               |
| <b>Cash generated from operations</b>                           |          | <b>(0.47)</b> | <b>(100.25)</b> |
| Income taxes refunded / (paid), net                             |          | -             | -               |
| <b>Net cash generated from operating activities</b>             |          | <b>(0.47)</b> | <b>(100.25)</b> |
| <b>B. CASH FLOW FROM INVESTING ACTIVITIES</b>                   |          |               |                 |
| Purchase of Property Plant & Equipments                         |          | -             | -               |
| Purchase of Other Intangible assets                             |          | -             | 100.00          |
| Proceeds from sale of property, plant and equipment             |          | -             | -               |
| Interest received   |          | -             | -               |
| Increase/ (Decrease) in Other bank balances (Margin Money)      |          | -             | 100.00          |
| <b>Net cash (used in) / generated from investing activities</b> |          |               |                 |
| <b>C. CASH FLOW FROM FINANCING ACTIVITIES</b>                   |          |               |                 |
| Proceeds from long-term loans                                   |          | -             | -               |
| Proceeds/(repayment) from/of short term borrowings              |          | (0.01)        | (0.01)          |
| Finance costs paid  |          | (0.01)        | (0.01)          |
| <b>Net cash used in financing activities</b>                    |          |               |                 |
| <b>INCREASE / (DECREASE) IN CASH AND CASH EQUIVALENTS</b>       |          | <b>(0.48)</b> | <b>(0.26)</b>   |
| Cash and cash equivalents at the beginning of the year          |          | 3.99          | 4.25            |
| Cash and cash equivalents at the end of the year                |          | 3.51          | 3.99            |

Significant Accounting Policies

1

See accompanying notes to the standalone financial statements

As per our attached report of even date

For Kapoor Tandon & Co.,  
Chartered Accountants  
Firm Reg. No. 000952C

*Divyank Nigam*  
Divyank Nigam  
Partner

M.No. 438443  
UDIN: 24430443BKAVJVS956

Place: Kanpur  
Dated: 30-05-2024



For and on behalf of the Board

*Mohd Imran*  
Mohd Imran

Director  
(DIN:00037627)

*Imran Siddiqui*  
Imran Siddiqui

Director  
(DIN:00037552)



**Secure Safety Limited**

Notes forming part of the Financial Statements for the year ended March 31, 2024

**3 Financial Assets: Loans - Non Current**

| Particulars        | As at March 31, 2024 |  | As at March 31, 2023 |  |
|--------------------|----------------------|--|----------------------|--|
|                    | Rs. in lacs          |  | Rs. in lacs          |  |
| Loans and Advances | 107.90               |  | 107.90               |  |
|                    | <u>107.90</u>        |  | <u>107.90</u>        |  |

**4 Financial Assets - Current: Trade Receivable**

| Particulars  | As at March 31, 2024 |  | As at March 31, 2023 |  |
|--|----------------------|--|----------------------|--|
|  | Rs. in lacs          |  | Rs. in lacs          |  |
| Secured Considered Good                                  | -                    |  | -                    |  |
| Unsecured Considered Good                                | 12.10                |  | 12.10                |  |
| Unsecured which have significant increase in credit risk | -                    |  | -                    |  |
| Unsecured credit impaired                                | -                    |  | -                    |  |
|  | <u>12.10</u>         |  | <u>12.10</u>         |  |
| Less: Impairment loss allowance                          | -                    |  | -                    |  |
|  | <u>12.10</u>         |  | <u>12.10</u>         |  |

(a) All the Trade Receivables have been hypothecated as security for various working facilities from banks.

(b) Trade Receivable ageing Schedule:

| Particulars   | Not Due | Outstanding from due date/date of transaction |                   |             |             |                   | Total |
|---|---------|---|-------------------|-------------|-------------|-------------------|-------|
|   |         | Less than 6 months                            | 6 months - 1 year | 1 - 2 years | 2 - 3 years | More than 3 years |       |
| <b>As at March 31, 2024</b>                         |         |   |                   |             |             |                   |       |
| <b>Undisputed Trade Receivables</b>                 |         |   |                   |             |             |                   |       |
| (i) Considered Good                                 |         |   |                   |             |             | 12.10             | 12.10 |
| (ii) Which have significant increase in credit risk |         |   |                   |             |             |                   |       |
| (iii) Credit impaired                               |         |   |                   |             |             |                   |       |
| <b>Disputed Trade Receivables</b>                   |         |   |                   |             |             |                   |       |
| (i) Considered Good                                 |         |   |                   |             |             |                   |       |
| (ii) Which have significant increase in credit risk |         |   |                   |             |             |                   |       |
| (iii) Credit impaired                               |         |   |                   |             |             |                   |       |
| <b>Total</b>  | -       | -   | -                 | -           | -           | 12.10             | 12.10 |
| <b>As at March 31, 2023</b>                         |         |   |                   |             |             |                   |       |
| <b>Undisputed Trade Receivables</b>                 |         |   |                   |             |             |                   |       |
| (i) Considered Good                                 |         |   |                   |             |             | 12.10             | 12.10 |
| (ii) Which have significant increase in credit risk |         |   |                   |             |             |                   |       |
| (iii) Credit impaired                               |         |   |                   |             |             |                   |       |
| <b>Disputed Trade Receivables</b>                   |         |   |                   |             |             |                   |       |
| (i) Considered Good                                 |         |   |                   |             |             |                   |       |
| (ii) Which have significant increase in credit risk |         |   |                   |             |             |                   |       |
| (iii) Credit impaired                               |         |   |                   |             |             |                   |       |
| <b>Total</b>  | -       | -   | -                 | -           | -           | 12.10             | 12.10 |

**5 Financial Assets - Current: Cash and Cash Equivalents**

| Particulars                             | As at March 31, 2024 |  | As at March 31, 2023 |  |
|---|----------------------|--|----------------------|--|
|   | Rs. in lacs          |  | Rs. in lacs          |  |
| Balances with banks on current accounts | 3.25                 |  | 3.73                 |  |
|   | <u>-</u>             |  | <u>3.73</u>          |  |
| Cash on hand                            | 0.26                 |  | 0.26                 |  |
|   | <u>0.26</u>          |  | <u>0.26</u>          |  |
|   | <u>3.51</u>          |  | <u>3.99</u>          |  |

**6 Other Current Financial Assets**

| Particulars                         | As at March 31, 2024 |  | As at March 31, 2023 |  |
|-------------------------------------|----------------------|--|----------------------|--|
|                                     | Rs. in lacs          |  | Rs. in lacs          |  |
| Balance with Govt/Revenue authority | 0.39                 |  | 0.39                 |  |
|                                     | <u>0.39</u>          |  | <u>0.39</u>          |  |

**7 Equity Share Capital**

| Particulars                         | As at March 31, 2024 |             | As at March 31, 2023 |             |
|-------------------------------------|----------------------|-------------|----------------------|-------------|
|                                     | No. of Shares        | Rs. in lacs | No. of Shares        | Rs. in lacs |
| <b>Authorised</b>                   |                      |             |                      |             |
| Equity Shares of Rupee 10/-each     | 20,00,000            | 200.00      | 20,00,000            | 200.00      |
| <b>Issued</b>                       |                      |             |                      |             |
| Equity Shares of Rupee 10/-each     | 15,00,000            | 150.00      | 15,00,000            | 150.00      |
| <b>Subscribed and fully paid-up</b> |                      |             |                      |             |
| Equity Shares of Rupee 10/-each     | 15,00,000            | 150.00      | 15,00,000            | 150.00      |
|                                     |                      | 150.00      |                      | 150.00      |

**(A) Reconciliation of the number of equity shares and share capital**

| Particulars                                       | As at March 31, 2024 |             | As at March 31, 2023 |             |
|---|----------------------|-------------|----------------------|-------------|
|   | No. of Shares        | Rs. in lacs | No. of Shares        | Rs. in lacs |
| <i>Subscribed and fully paid-up equity shares</i> |                      |             |                      |             |
| Outstanding at the beginning of the year          | 15,00,000            | 150.00      | 15,00,000            | 150.00      |
| Shares issued during the year                     | -                    | -           | -                    | -           |
| Outstanding at the end of the year                | 15,00,000            | 150.00      | 15,00,000            | 150.00      |

**(B) Detail of Shares held by the promoters:**


| S. No. | Name of the Promoter | As at Mar 31, 2024 |                  | As at Mar 31, 2023 |                  | Changes during the year |          |
|--------|----------------------|--------------------|------------------|--------------------|------------------|-------------------------|----------|
|        |                      | No. of Shares      | % of Shares held | No. of Shares      | % of Shares held | Changes during the year |          |
|        |                      |                    |                  |                    |                  | No of shares            | %        |
| 1      | IFTIKARUL AMIN       | 100                | 0.01%            | 100                | 0.01%            | -                       | -        |
| 2      | R.S. SINGH           | 100                | 0.01%            | 100                | 0.01%            | -                       | -        |
| 3      | IQBAL AHSAN          | 100                | 0.01%            | 100                | 0.01%            | -                       | -        |
| 4      | MOHD. IMRAN          | 100                | 0.01%            | 100                | 0.01%            | -                       | -        |
| 5      | IMRAN SIDDIQUI       | 100                | 0.01%            | 100                | 0.01%            | -                       | -        |
| 6      | ISMAT IQBAL          | 100                | 0.01%            | 100                | 0.01%            | -                       | -        |
| 7      | SOPHIA AMIN          | 100                | 0.01%            | 100                | 0.01%            | -                       | -        |
| 8      | SUPER TANNERY LTD.   | 9,49,300           | 63.29%           | 9,49,300           | 63.29%           | -                       | -        |
| 9      | KING SOLES PVT. LTD. | 5,50,000           | 36.67%           | 5,50,000           | 36.67%           | -                       | -        |
|        | <b>Total -</b>       | <b>15,00,000</b>   | <b>100.00%</b>   | <b>15,00,000</b>   | <b>100.00%</b>   | <b>-</b>                | <b>-</b> |

| S. No. | Name of the Promoter | As at Mar 31, 2023 |                  | As at Mar 31, 2022 |                  | Changes during the year |          |
|--------|----------------------|--------------------|------------------|--------------------|------------------|-------------------------|----------|
|        |                      | No. of Shares      | % of Shares held | No. of Shares      | % of Shares held | Changes during the year |          |
|        |                      |                    |                  |                    |                  | No of shares            | %        |
| 1      | IFTIKARUL AMIN       | 100                | 0.01%            | 100                | 0.01%            | -                       | -        |
| 2      | R.S. SINGH           | 100                | 0.01%            | 100                | 0.01%            | -                       | -        |
| 3      | IQBAL AHSAN          | 100                | 0.01%            | 100                | 0.01%            | -                       | -        |
| 4      | MOHD. IMRAN          | 100                | 0.01%            | 100                | 0.01%            | -                       | -        |
| 5      | IMRAN SIDDIQUI       | 100                | 0.01%            | 100                | 0.01%            | -                       | -        |
| 6      | ISMAT IQBAL          | 100                | 0.01%            | 100                | 0.01%            | -                       | -        |
| 7      | SOPHIA AMIN          | 100                | 0.01%            | 100                | 0.01%            | -                       | -        |
| 8      | SUPER TANNERY LTD.   | 9,49,300           | 63.29%           | 9,49,300           | 63.29%           | -                       | -        |
| 9      | KING SOLES PVT. LTD. | 5,50,000           | 36.67%           | 5,50,000           | 36.67%           | -                       | -        |
|        | <b>Total -</b>       | <b>15,00,000</b>   | <b>100.00%</b>   | <b>15,00,000</b>   | <b>100.00%</b>   | <b>-</b>                | <b>-</b> |

**(C) Terms and rights attached to equity shares**

The company has only one class of equity shares having a par value of Re. 10 per share. Each holder of equity shares is entitled to one vote per share. The company declares and pays dividends in Indian Rupees. The dividend proposed by the Board of Directors is subject to the approval of the shareholders in the ensuing Annual General Meeting.

In the event of liquidation of the company, the holders of equity shares will be entitled to receive remaining assets of the company, after distribution of all preferential amounts. The distribution will be in proportion to the number of equity shares held by the shareholders. in lacs



## (D) Details of shareholders holding more than 5% shares in the company

| Shareholder's Name        | As at March 31, 2024 |        | As at March 31, 2023 |        |
|---------------------------|----------------------|--------|----------------------|--------|
|                           | No. of Shares        | %      | No. of Shares        | %      |
| (a) Super Tannery Limited | 9,49,300             | 63.29% | 9,49,300             | 63.29% |
| (b) King Sole Pvt Ltd     | 5,50,000             | 36.67% | 5,50,000             | 36.67% |

|  | 2023-24         | 2022-23         |
|--|-----------------|-----------------|
|  | (No. of Shares) | (No. of Shares) |
| (E) Equity Shares allotted as fully paid pursuant to contract(s) without payment being received in cash                              | NIL             | NIL             |
| (F) Equity Shares allotted as fully paid up Bonus Shares during the immediately preceding five years                                 | NIL             | NIL             |
| (G) Equity shares buy-back in immediately preceding five years   | NIL             | NIL             |
| (H) Shares held by holding/ultimate holding company and/or their subsidiaries/ associates<br>Super Tannery Limited (Holding Company) | 949300          | 949300          |

## 8 Other equity

| Particulars           | As at March 31, 2024 | As at March 31, 2023 |
|-----------------------|----------------------|----------------------|
|                       | Rs. in lacs          | Rs. in lacs          |
| (a) Retained Earnings | (39.61)              | (39.22)              |
| Total                 | (39.61)              | (39.22)              |

## (A) Retained Earnings

Retained earnings are the profits that the Company has earned till date, less any transfers to general reserve, dividends paid or other distributions out of reserves to shareholders. in lacs

## 9 Financial Liabilities - Current: Trade Payable

| Particulars   | As at March 31, 2024 | As at March 31, 2023 |
|---|----------------------|----------------------|
|   | Rs. in lacs          | Rs. in lacs          |
| (a) Dues to micro and small enterprises(refer note below) | -                    | -                    |
| (b) Due to parties other than micro and small enterprises | -                    | -                    |
|   | -                    | -                    |

Note: The company has requested confirmation from Suppliers regarding their registration (filling of Memorandum) under the Micro, Small and Medium Enterprises Development Act, 2006 (the MSMED Act). According to the information available with the company, the following disclosures has been made in respect of dues to Micro and Small Enterprises:

| Particulars  | As at March 31, 2024 | As at March 31, 2023 |
|--|----------------------|----------------------|
|  | Rs. in lacs          | Rs. in lacs          |
| (a) Principal amount and interest due thereon remaining unpaid to any supplier at the end of the year  |                      |                      |
| Principal Amount   | NIL                  | NIL                  |
| Interest due on above  | NIL                  | NIL                  |
| (b) Amount of interest paid by the company in terms of section 16 of the MSMED Act, along with the amount of the payment made to the supplier beyond the appointed day during the year   | NIL                  | NIL                  |
| (c) Amount of interest due and payable for the period of delay in making payment (which have been paid but beyond the appointed day during the year) but without adding the interest specified under the MSMED Act   | NIL                  | NIL                  |
| (d) the amount of interest accrued and remaining unpaid at the end of the year   | NIL                  | NIL                  |
| (e) the amount of further interest remaining due and payable even in the succeeding years, until such date when the interest dues above are actually paid to the small enterprise, for the purpose of disallowance of a deductible expenditure under section 23 of the MSMED Act | NIL                  | NIL                  |



**Trade Payable ageing Schedule:**

| Particulars                         | Not Due | Outstanding from due date/date of transaction |             |             |                      | Rs. in lacs<br>Total |
|-------------------------------------|---------|---|-------------|-------------|----------------------|----------------------|
|                                     |         | Less than<br>- 1 year                         | 1 - 2 years | 2 - 3 years | More than<br>3 years |                      |
| <b>As at March 31, 2024</b>         |         |   |             |             |                      |                      |
| <b>Undisputed Dues</b>              |         |   |             |             |                      |                      |
| (i) MSME (Micro and Small Entities) | -       | -   | -           | -           | -                    | -                    |
| (ii) Others                         | -       | -   | -           | -           | -                    | -                    |
| <b>Disputed Dues</b>                |         |   |             |             |                      |                      |
| (i) MSME (Micro and Small Entities) | -       | -   | -           | -           | -                    | -                    |
| (ii) Others                         | -       | -   | -           | -           | -                    | -                    |
| <b>Total</b>                        | -       | -   | -           | -           | -                    | -                    |
| <b>As at March 31, 2023</b>         |         |   |             |             |                      |                      |
| <b>Undisputed Dues</b>              |         |   |             |             |                      |                      |
| (i) MSME (Micro and Small Entities) | -       | -   | -           | -           | -                    | -                    |
| (ii) Others                         | -       | -   | -           | -           | -                    | -                    |
| <b>Disputed Dues</b>                |         |   |             |             |                      |                      |
| (i) MSME (Micro and Small Entities) | -       | -   | -           | -           | -                    | -                    |
| (ii) Others                         | -       | -   | -           | -           | -                    | -                    |
| <b>Total</b>                        | -       | -   | -           | -           | -                    | -                    |

**10 Financial Liabilities - Current: Other Financial Liabilities**

| Particulars                                    | As at March 31, 2024<br>Rs. in lacs | As at March 31, 2023<br>Rs. in lacs |
|--|-------------------------------------|-------------------------------------|
| (a) Current maturities of long term borrowings | -                                   | -                                   |
| (b) Other Liabilities                          | 1.02                                | 1.11                                |
|  | <u>1.02</u>                         | <u>1.11</u>                         |

**11 Other Current Liabilities**

| Particulars                              | As at March 31, 2024<br>Rs. in lacs | As at March 31, 2023<br>Rs. in lacs |
|--|-------------------------------------|-------------------------------------|
| (a) Advance from customers               | 12.49                               | 12.49                               |
| (b) Advance against sale of fixed assets | -                                   | -                                   |
|  | <u>12.49</u>                        | <u>12.49</u>                        |

**12 Other Income**

| Particulars                       | 2023-24<br>Rs. in lacs | 2022-23<br>Rs. in lacs |
|-----------------------------------|------------------------|------------------------|
| Profit on Sale of Land & Building | -                      | 4.31                   |
|                                   | <u>-</u>               | <u>4.31</u>            |

**13 Finance cost**

| Particulars  | 2023-24<br>Rs. in lacs | 2022-23<br>Rs. in lacs |
|--------------|------------------------|------------------------|
| Interest on  |                        |                        |
| - Term Loan  | -                      | -                      |
| - Others     | -                      | -                      |
| Bank Charges | 0.01                   | 0.01                   |
| <b>Total</b> | <u>0.01</u>            | <u>0.01</u>            |



Secure Safety Limited

Notes forming part of the Financial Statements for the year ended March 31, 2024

**14 Depreciation and Amortisation Expenses**

| Particulars                                  | 2023-24<br>Rs. in lacs | 2022-23<br>Rs. in lacs |
|--|------------------------|------------------------|
| Depreciation/Amortisation on Tangible Assets | -                      | -                      |
| Amortisation of Intangible assets            | -                      | -                      |
| <b>Total</b>                                 | <b>-</b>               | <b>-</b>               |

**15 Other expenses**

| Particulars                                   | 2023-24<br>Rs. in lacs | 2022-23<br>Rs. in lacs |
|---|------------------------|------------------------|
| Electric maintenance                          | -                      | -                      |
| Rates and Taxes                               | -                      | -                      |
| Insurance                                     | 0.26                   | 0.53                   |
| Repairs and Maintenance - Others              | -                      | -                      |
| Auditor's Remuneration (refer Note (a) below) | -                      | -                      |
| Balances written off                          | 0.12                   | 0.12                   |
| <b>Total</b>                                  | <b>0.38</b>            | <b>0.65</b>            |
| (a) Auditor's remuneration comprises:         |                        |                        |
| As auditor                                    | -                      | -                      |
| For other services                            | 0.12                   | 0.12                   |
| <b>Total</b>                                  | <b>0.12</b>            | <b>0.12</b>            |

**16 Earning per share (EPS)**

|  |           |           |
|--|-----------|-----------|
| (a) Profit for the year (Rs. in lacs)  |           |           |
| (b) Weighted average number of equity shares for the purpose of calculation of Basic and Diluted EPS | (0.39)    | 3.65      |
| (c) Nominal value of equity shares (Rupee)   | 15,00,000 | 15,00,000 |
| (d) EPS- Basic and diluted (Rupee per share)   | 10.00     | 10.00     |
|  | (0.03)    | 0.24      |

**17 Capital and other commitments**

- i. Estimated value of contracts remaining to be executed on capital account (net of advances)
- ii. Other Commitments

|     |     |
|-----|-----|
| NIL | NIL |
| NIL | NIL |

**18 Contingent liabilities**

- i. Claim against the company not acknowledged as debt

|     |     |
|-----|-----|
| NIL | NIL |
|-----|-----|

**19 Expenditure on Corporate Social Responsibility (CSR)**

Provisions of the Companies Act, 2013 in respect of Corporate Social Responsibility (CSR) is not applicable to the company.

**20 Expenditure on Research and Development**

| Particulars         | 2023-24  | 2022-23  |
|---------------------|----------|----------|
| Capital Expenditure | -        | -        |
| Revenue Expenditure | -        | -        |
| <b>Total</b>        | <b>-</b> | <b>-</b> |

**21 Disclosure pursuant to Ind AS 116 "Leases":**

No Such Transaction





**22 Financial Instruments****(i) Capital Management**

The Company's capital management is intended to create value for shareholders by facilitating the meeting of long-term and short-term goals of the Company. The Company determines the amount of capital required on the basis of annual operating plans and long-term product and other strategic investment plans. The funding requirements are met through equity and other long-term/short-term borrowings. The Company's policy is aimed at combination of short-term and long-term borrowings. The Company monitors the capital structure on the basis of total debt to equity ratio and maturity profile of the overall debt portfolio of the Company.

The capital structure of the company consists of debt, which includes the borrowings including temporary overdrawn balance, cash and cash equivalents including short term bank deposits, equity comprising issued capital, reserves and non-controlling interests. The gearing ratio for the year is as under:

| Particulars                    | (Rs. in lacs)        |                      |
|--------------------------------|----------------------|----------------------|
|                                | As at March 31, 2024 | As at March 31, 2023 |
| Debt                           | -                    | -                    |
| Less: Cash and cash equivalent | -                    | -                    |
| Net debt (A)                   | 3.51                 | 3.99                 |
| Total equity (B)               | (3.51)               | (3.99)               |
| Debt Equity Ratio (A/B)        | 110.39               | 110.78               |
|                                | NA                   | NA                   |

**(ii) Categories of financial instruments****Calculation of Fair Values**

The fair values of the financial assets and liabilities are defined as the price that would be received to sell an asset or paid to transfer a liability in an orderly transaction between market participants at the measurement date. The following methods and assumptions were used to estimate the fair values of financial instruments:

a) The fair values of investment in quoted investment in equity shares is based on the current bid price of respective investment as at the Balance Sheet date. However there is no such investment as at the balance sheet date.

b) Cash and cash equivalents, trade receivables, other financial assets, trade payables, and other financial liabilities have fair values that approximate to their carrying amounts due to their short-term nature.

**(iii) Income, expenses, gains or losses on financial instruments**

| Particulars                                 | Rs. in lacs                     |                                 |
|---|---------------------------------|---------------------------------|
|   | For the year ended<br>31-Mar-24 | For the year ended<br>31-Mar-23 |
| Financial assets measured at amortized cost | -                               | -                               |
| Allowances for doubtful receivables         | -                               | -                               |

**(iv) Financial risk management objectives:**

The Company's principal financial liabilities comprise of loan from banks and financial institutions, and trade payables. The main purpose of these financial liabilities is to raise finance for the Company's operations. The Company has various financial assets such as trade receivables, cash and short term deposits, which arise directly from its operations.

**(a) Credit risk:**

Credit risk is the risk of financial loss to the Company if a customer or counterparty to a financial instrument fails to meet its contractual obligations, and arises principally from the Company's trade and other receivables, cash and cash equivalents and other bank balances. The maximum exposure to credit risk in case of all the financial instruments covered below is restricted to their respective carrying amount.

**Trade and Other receivables**

Customer credit is managed by each business unit subject to the Company's established policies, procedures and control relating to customer credit risk management. Trade receivables are non-interest bearing and are generally on 90 days credit term. Credit limits are established for all customers based on internal rating criteria. Outstanding customer receivables are regularly monitored.

The Company measures the expected credit loss of trade receivables based on historical trend, industry practices and the business environment in which the entity operates. Loss rates are based on actual credit loss experience and past trends.

**Expected credit loss assessment for customers:**

The company is making provisions on trade receivables based on Expected Credit Loss (ECL) model. The reconciliation of ECL is as follows:

| Particulars                                      | (Rs. in lacs) |         |
|--|---------------|---------|
|  | 2023-24       | 2022-23 |
| Opening Balance                                  | -             | -       |
| Impairment loss as per ECL recognised/(reversed) | -             | -       |
| Additional Provision                             | -             | -       |
| Amounts written off as bad debts                 | -             | -       |
| Closing Balance                                  | -             | -       |



Secure Safety Limited

Notes forming part of the Financial Statements for the year ended March 31, 2024

Other financial assets

The Company maintains exposure in cash and cash equivalents, term deposits with banks.

Other than trade and other receivables, the Company has no other financial assets that are past due but not impaired

(b) Market risk:

Market Risk is the risk that the fair value or future cash flows of a financial instrument will fluctuate because of changes in market prices. Market risk comprises three types of risk: currency risk, interest rate risk and price risk.

(I) Foreign currency risk

At present the Company is not exposed to currency risk .

(II) Interest rate risk:

The company is not exposed to this as there is no interest bearing financial liability as at the balance sheet date (31.03.2024)

(III) Equity price sensitivity analysis:

There is no exposure to equity price risks as at the reporting date or as at the previous reporting date.

23 There is no amount due and outstanding to be credited to Investor Education & Protection Fund as at March 31, 2024.

24 Disclosure pursuant to Ind AS 37 "Provisions, Contingent Liabilities and Contingent assets":

The company has recognised contingent liabilities as disclosed in Note 18 above and as such no provision is required to be made. No provision was outstanding as at the beginning and at the end of the year.

25 Disclosure pursuant to Ind AS 105 "Non-current assets held for sale and discontinued operations":

There are no such asset held for sale and discontinued operations.

26 Tax Expenses

(a) Amounts recognized in profit and loss

NIL

NIL

(b) Amounts recognized in other comprehensive income

NIL

NIL

(c) No deferred Tax Asset has been recognised in the financial statement due to uncertainty regarding availability of profit in future.

27 Disclosure pursuant to Ind AS 108 "Operating Segment"

The Company is operating mainly in single segment i.e. Leather products. Hence no disclosure is required in terms of Ind AS 108.

28 Disclosure of related parties/ Related Party Transactions/ Balances pursuant to Ind AS24 "Related Party Disclosures"

| Name of Related Parties and nature of relationship | Transactions                          | Rs. in lacs |         |
|--|---------------------------------------|-------------|---------|
|  |                                       | 2023-24     | 2022-23 |
| Super Tannery Limited - Holding Co.                | Advance from Customer at the year end | 12.49       | 12.49   |

Please refer Note no. 7 for details regarding investment made by related parties in share capital of company.

No amount has been written off/ back or provided as doubtful debts during the year in respect of related parties.


29 Disclosure pursuant to Ind AS 1 "Presentation of Financial Statements".

(a) Current liabilities and borrowings expected to be settled within twelve months and after twelve months from the reporting date:

| Particulars                 | As at March 31, 2024 |                     |       | As at March 31, 2023 |                     |       | Rs. in lacs |
|-----------------------------|----------------------|---------------------|-------|----------------------|---------------------|-------|-------------|
|                             | Within twelve months | After twelve months | Total | Within twelve months | After twelve months | Total |             |
|                             | Borrowings           | -                   | -     | -                    | -                   | -     | -           |
| Trade payables              | -                    | -                   | -     | -                    | -                   | -     |             |
| Other financial liabilities | -                    | 1.02                | 1.02  | -                    | 1.11                | 1.11  |             |

(b) Current assets expected to be recovered within twelve months and after twelve months from the reporting date:

| Particulars            | As at March 31, 2024 |                     |       | As at March 31, 2023 |                     |       | Rs. in lacs |
|------------------------|----------------------|---------------------|-------|----------------------|---------------------|-------|-------------|
|                        | Within twelve months | After twelve months | Total | Within twelve months | After twelve months | Total |             |
|                        | Inventories          | -                   | -     | -                    | -                   | -     | -           |
| Trade Receivable       | -                    | 12.10               | 12.10 | -                    | 12.10               | 12.10 |             |
| Other Financial Assets | -                    | 0.39                | 0.39  | -                    | 0.39                | 0.39  |             |
| Other Current Assets   | -                    | -                   | -     | -                    | -                   | -     |             |



### 30 Additional Regulatory Information

Additional Regulatory Information pursuant to Clause 6L of General Instructions for preparation of Balance Sheet as given in Part I of Division II of Schedule III to the Companies Act, 2013,

- a) Willful Defaulter  
The Company has not been declared as a willful defaulter by any lender who has powers to declare a company as a willful defaulter at any time during the financial year or after the
- b) Relationship with Struck off Companies  
The company has no transactions with companies struck off under section 248 of the Companies Act, 2013 or section 560 of Companies Act, 1956.
- c) Registration of charges or satisfaction thereof with Registrar of Companies  
There is no charges or satisfaction thereof yet to be registered with Registrar of Companies beyond the statutory period as on the date of Balance Sheet.
- d) Compliance with number of layers of companies  
There is no non-compliance of provisions regarding the number of layers prescribed under clause (87) of section 2 of the Act read with Companies (Restriction on number of Layers)
- e) The company has not advanced or loaned or invested funds to any other person(s) or entity (is), including foreign entities (intermediaries), with the understanding that the  
i. Directly or indirectly lend or invest in other persons or entities identified in any manner whatsoever by or on behalf of the Company (Ultimate Beneficiaries), or  
ii. Provide any guarantee, security or the like to or on behalf of the Ultimate Beneficiaries.
- f) The Company has not received any funds from any person(s) or entity(ies), including foreign entities (Funding Party) with the understanding (whether recorded in writing or otherwise)  
i. Directly or indirectly lend or invest in other persons or entities identified in any manner whatsoever by or on behalf of the Funding Party (Ultimate beneficiaries), or  
ii. Provide any guarantee, security or the like to or on behalf of the Ultimate Beneficiaries.
- g) Undisclosed income  
The Company does not have any transactions which is not recorded in the books of accounts but has been surrendered or disclosed as income during the year in the tax assessments
- h) Details of Crypto Currency or Virtual Currency  
The Company has not traded or invested in Crypto currency or Virtual Currency during the year.
- i) Compliance with approved Scheme(s) of Arrangements  
During the year, no Scheme of Arrangements has been approved by the Competent Authority in terms of sections 230 to 237 of the Companies Act, 2013.

### j) Ratios

| Particulars                                     | Year ended March 31, 2024   |        | Year ended March 31, 2023          |       | Variance and Reason |          |
|---|---|--------|------------------------------------|-------|---------------------|----------|
|   | Numerator   | Ratio  | Numerator                          | Ratio | Variance            | Reason   |
|   | Denominator<br>Rs. in lacs In Lacs  |        | Denominator<br>Rs. in lacs In Lacs |       |                     |          |
| (a) Current Ratio (in times)                    | 16.00<br>Current assets / Current liabilities   | 1.18   | 16.48<br>13.61                     | 1.21  | -2.19%              | Note: o1 |
| (b) Debt-Equity Ratio (in times)                | -<br>Total Debt / Shareholder's Equity  | N.A.   | -<br>110.78                        | N.A.  | N.A.                | N.A.     |
| (c) Debt Service Coverage Ratio (in times)      | -0.39<br>Earnings available for Debt service / Debt service   | N.A.   | 3.65                               | N.A.  | N.A.                | N.A.     |
| (d) Return on Equity Ratio (in %)               | (0.4)<br>[Net Profits after taxes – Preference Dividend (if any)] /<br>Average Shareholder's Equity | -0.35% | 3.7<br>108.95                      | 3.35% | -110.53%            | Note: o2 |
| (e) Inventory turnover ratio (in times)         | -<br>Sales/ Average Inventory   | N.A.   | -                                  | N.A.  | N.A.                | N.A.     |
| (f) Trade Receivables turnover ratio (in times) | -<br>Net Credit Sales/ Average Accounts Receivable  | N.A.   | -<br>12.10                         | N.A.  | N.A.                | N.A.     |
| (g) Trade payables turnover ratio (in times)    | -<br>Net Credit Purchases/ Average Trade Payables   | N.A.   | -                                  | N.A.  | N.A.                | N.A.     |
| (h) Net capital turnover ratio (in times)       | -<br>Net Sales/ Working Capital   | N.A.   | -<br>2.87                          | N.A.  | N.A.                | N.A.     |
| (i) Net profit ratio (in %)                     | (0.4)<br>Net Profit/ Net Sales  | N.A.   | 3.7                                | N.A.  | N.A.                | N.A.     |
| (j) Return on capital employed (ROCE) (in %)    | -0.39<br>Earning before interest and taxes/ Capital Employed  | -0.35% | 3.65<br>110.38                     | 3.30% | -110.72%            | Note: o2 |
| (k) Return on investment (in %)                 | -<br>Income generated from invested funds/Average   | N.A.   | -                                  | N.A.  | N.A.                | N.A.     |

o1 Decrease in Current Liabilities has resulted in increase in current ratio.


o2 Profit on sale of land has resulted increase in Net Profit which has resulted in aforesaid ratios.

32 Figures of the previous year have been regrouped/rearranged wherever required in order to make them comparable with those of current year.

As per our attached report of even date

For and on behalf of the Board

For Kapoor Tandon & Co.,  
Chartered Accountants  
Firm Reg. No. 000952C

  
(Divyank Nigam)

Partner  
M.No. 438443  
UDIN: 2443844384AVJY5956  
Place: Kanpur



  
Mohd Imran  
Director  
(DIN:00037627)

  
Imran Siddiqui  
Director  
(DIN:00037552)

